

There are many camera brands and options, with the three most common being Nikon, Canon and Sony.

Nikon and Sony provide better neutral and natural skin tones with great clinical accuracy, reducing the time for image post processing. Canon cameras shoot in warmer colours, which may necessitate image post processing.

High-quality clinical photography holds significant value within dentistry, serving multiple functions such as:

- Facilitating comprehensive treatment planning
- Enhancing patient communication and education
- Supporting co-diagnosis and shared decision-making
- Assisting in digital smile design workflows
- Providing robust medico-legal documentation
- Monitoring oral health and disease progression (e.g., tooth wear, gingival recession)
- Strengthening communication with dental laboratories
- Enabling professional self-reflection and continuous learning
- Streamlining referral processes
- Contributing to the development of professional portfolios
- Supplying visual material for marketing and outreach
- Supporting staff training initiatives
- Serving as a valuable resource in education and academic lecturing

The following 4 options are discussed, with options (3) or (4) being the most popular.

- Option 1: Nikon DSLR with ring flash
- Option 2: Nikon DSLR with twin flash
- Option 3: Sony Mirrorless Camera with ring flash
- Option 4: Sony Mirrorless Camera with twin flash


Purchasing the right macro lens is the smartest choice that you will make. A third party macro lens might cost less but it will come at the expense of precision and/or inaccurate magnification scale.

Disclaimer:

- We accept no liability for any incorrect or unsuitable purchases made. It is the purchaser's responsibility to undertake due diligence prior to buying, including ensuring that refund or return options are available should components prove incompatible.
- This guide is provided strictly for informational purposes only and does not constitute binding advice or instruction.
- We obtain no financial incentives from any of the suggested links or companies. Our recommendations are purely based on our experience and delegate feedback.
- For purchases made from ukdentistry.co.uk, speak to Chris Celegat and say that Kushal Gadhia from ACE has recommended you, he may offer a 6% discount using code **ACE** if you are nice to him.

Photography

Equipment Recommendations



www.ace-courses.co.uk

Comparison: Ring Flash vs. Twin Flash

Feature	Ring Flash	Twin Flash
Lighting Quality	Provides uniform, shadow-free illumination	Creates directional lighting with depth and contrast
Surface Detail	Can appear flat, limited texture capture	Enhances anatomy, texture, and translucency
Glare/Reflection	Higher risk of surface glare (especially on enamel and composites)	Reflections can be minimized by adjusting angle
Shade Reproduction	Less accurate due to flat illumination	More accurate, natural shade and colour rendering
Versatility	Fixed lighting, minimal control	Independent control of light heads (angle, intensity)
Ease of Use	Simple, point-and-shoot style	Requires more setup and adjustment
Applications	Good for basic intraoral documentation	Ideal for aesthetic dentistry, lab communication, advanced case documentation
Aesthetic Outcome	Clinical but less natural-looking	Natural, three-dimensional, professional-looking images

Comparison: DSLR vs. Mirrorless

Feature	DSLR Cameras	Mirrorless Cameras
Size & Weight	Larger and heavier	Smaller, lighter, more portable
Viewfinder	Optical (real-time, no lag)	Electronic (live preview of exposure, WB, DOF, but may have slight lag)
Autofocus	Fast if optical viewfinder, slower in live view	Very fast and accurate in live view and video (on-sensor AF)
Battery Life	Long-lasting - low power consumption	Shorter, as EVF and LCD drain more power
Lens & Flash Ecosystem	Mature, wide range of macro lenses and dental flashes	Growing rapidly, but some specialist lenses/flashes require adapters
Ergonomics	Larger grip, balances well with heavy macro lenses and twin flashes	Compact body can feel less balanced with larger dental equipment
Durability	Often more rugged, mechanical build	Generally less robust (though improving with pro models)
Noise	Produces audible shutter click	Quieter, with silent shutter options
Video Capabilities	Good, but secondary feature	Excellent — high-quality video & teaching materials
Technology Updates	Fewer new models being developed (DSLRs being phased out)	Most innovation (AI AF, IBIS, eye-tracking) happening in mirrorless systems



Photography

Equipment Recommendations

ACE
COURSES

www.ace-courses.co.uk

Option 1: DSLR + Ring Flash

Overview	<p>A perfect set up which allows for day to day photography with consistent results</p> <p>Download the Nikon App SnapBridge to allow easy transfer of photos between the SD Card and your smart devices</p>	
1. Lens	<p>Nikon NIKKOR Z MC 105mm f/2.8 VR S</p> <p>Link: https://www.amazon.co.uk/dp/B0816SSH9H?ref=ppx_pop_mob_ap_share</p> <p>(It is important to buy a good lens for better image quality)</p>	
2.. Camera Body	<p>Nikon D7500 Digital DSLR Camera</p> <p>https://www.amazon.co.uk/dp/B071QXWN9R?ref=ppx_pop_mob_ap_share</p>	

Photography

Equipment Recommendations

ACE
COURSES

www.ace-courses.co.uk

3. Macro Ring Flash

GODOX MF-R76 Macro LED Ring Flash

<https://www.essentialphoto.co.uk/products/godox-mf-r76s-dental-ring-flash-for-sony>



4. Cross Polarising Filter

Cross polarisation filter for shade matching photos

https://ukdentistry.co.uk/polar_eyes

or

<https://prodentalphoto.com/eng/shop/polyarizatsiyniy-filtr--dlya-godox-mf-r76/>

Choose option **Godox MF-R76** in the drop down menu



Photography

Equipment Recommendations

ACE
COURSES

www.ace-courses.co.uk

5.

Diffusers

For soft, clean and unwanted flare

<https://prodentalphoto.com/eng/shop/rozsiyuvach-lustra-dlya-kiltsevogo-spalahu-godox-mfr76/>



Option 2: DSLR + Twin Flash

Overview

A perfect set up which allows for professional photography with consistent results and versatility in lighting control. Download the Nikon App **SnapBridge** to allow easy transfer of photos between the SD Card and your smart devices.

1. Lens

Nikon NIKKOR Z MC 105mm f/2.8 VR S

Link:

https://www.amazon.co.uk/dp/B0816SSH9H?ref=ppx_pop_mob_ap_share

(It is important to buy a good lens for better image quality)



2. Camera
Body

Nikon D7500 Digital DSLR Camera

https://www.amazon.co.uk/dp/B071QXWN9R?ref=ppx_pop_mob_ap_share



Photography

Equipment Recommendations

ACE
COURSES

www.ace-courses.co.uk

3. Owl Bracket

Ensure it is a **Ball Head Connection**

<https://owlbracket.com/product/owl-bracket-ballhead/>

Connection Type: Nikon Compatible

Color:

Connection Type:



4. Speedlights

You will need **TWO** of these:

Nikon FSA90601 Remote Speedlight SB-R200
for close-up-Black

<https://amzn.eu/d/21cgiAu>



5. Cross Polarising Filter

Cross polarisation filter for shade matching photos

<https://intra.photos/products/polarframe?variant=47356406038826>

choose the Nikon Z option from the dropdown menu



6. Diffusers

For soft, clean and unwanted flare

<https://www.macrodifuser.com/shop/p/nikon-r1c1>



Option 3: Mirrorless + Ring Flash

Overview

A perfect set up which allows for professional photography with consistent results, it is the future with DSLRs being phased out: lighter, more versatile, with advanced autofocus and video features compared to DSLRs. Download either Creators' App or Imaging Edge Mobile from the [Apple App Store](#) or [Google Play Store](#).

Photography

Equipment Recommendations

ACE
COURSES

www.ace-courses.co.uk

1. Lens

Sony 90 mm Lens

<https://amzn.eu/d/hJkdxEe>

(It is important to buy a good lens for better image quality)



2. Camera Body

Sony A6700 Mirrorless Camera (budget friendly)

<https://amzn.eu/d/5Coe8j>

OR,

Sony Alpha 7CII (full frame camera, about £600 more expensive and better image quality)

<https://amzn.eu/d/afpsPYb>



3. Ring Flash

Godox MF-R76S

<https://www.essentialphoto.co.uk/products/godox-mf-r76s-dental-ring-flash-for-sony>



Photography

Equipment Recommendations

ACE
COURSES

www.ace-courses.co.uk

4. Cross Polarising Filter

Cross polarisation filter for shade matching photos

https://ukdentistry.co.uk/polar_eyes

or

<https://prodentalphoto.com/eng/shop/polyarizatsiyniy-filtr--dlya-godox-mf-r76/>

Choose option **Godox MF-R76** in the drop down menu



5. Diffusers

For soft, clean and unwanted flare

<https://prodentalphoto.com/eng/shop/rozsiyuvach-lustra-dlya-kiltsevogo-spalahu-godox-mf-r76/>






Photography

Equipment Recommendations

ACE
COURSES

www.ace-courses.co.uk

Option 4: Mirrorless + Twin Flash

Overview	<p>A perfect set up which allows for professional photography with consistent results, it is the future with DSLRs being phased out: lighter, more versatile, with advanced autofocus and video features compared to DSLRs. Download either Creators' App or Imaging Edge Mobile from the Apple App Store or Google Play Store.</p>	
1. Lens	<p>Sony 90 mm Lens</p> <p>https://amzn.eu/d/hJkdxEe</p> <p>(It is important to buy a good lens for better image quality)</p>	
2. Camera Body	<p>Sony A6700 Mirrorless Camera (budget friendly)</p> <p>https://amzn.eu/d/5Coae8j OR,</p> <p>Sony Alpha 7CII (full frame camera, about £600 more expensive and better image quality)</p> <p>https://amzn.eu/d/afpsPYb</p>	
3. Wireless Trigger	<p>X3 (Xnano) 2.4GHz Compact Touch Screen Wireless Flash Trigger</p> <p>https://www.essentialphoto.co.uk/products/godox-xnano-touchscreen-flash-trigger?_pos=1&_sid=023532e1b&_ss=r</p>	

Photography

Equipment Recommendations

ACE
COURSES

www.ace-courses.co.uk

Choose Camera System: SONY

4. Twin Flashes

MF12-K2 Wireless Off-Camera Macro Flash Ring
Twin Kit

<https://www.essentialphoto.co.uk/products/macro-mf12-2-point-4-ghz-wireless-macro-flash-k2-twin-kit? pos=1& sid=10e163a50& ss=r>



5. Bracket

MF-DB Dental Photography Bracket for The
Godox MF12

<https://www.essentialphoto.co.uk/products/mf-db-dental-photography-bracket? pos=9& sid=fb8bb28c1& ss=r>



6. Cross Polarising Filter

Cross polarisation filter for shade matching
photos

<https://cross-polar.com/products/cross-polarization-filter-for-cross-polar-filter-godox-mf-12>

or

<https://prodentalphoto.com/eng/shop/polyarizat-siyniy-filtr--dlya-canon-mt-24ex/>



7. Diffusers

For soft, clean and unwanted flare

MF-DD Dental Diffuser for Godox MF12 Macro
Flashes

https://www.essentialphoto.co.uk/products/godox-mf-dd-dental-diffuser-for-mf12?_pos=8&_sid=fb8bb28c1&_ss=r



Other Accessories to consider:

- For purchases made from ukdentistry.co.uk, speak to Chris Celegrat and say that Kushal Gadhia from ACE has recommended you, he may offer a 6% discount using code **ACE** if you are nice to him.
- There are several sites you can purchase these from, including eBay, Amazon or AliExpress (at your own risk). The quality consistency is poor from unregulated sites and please beware of this.

1. Contrastors

https://ukdentistry.co.uk/dental-intra-oral-photography/soft_contrastors



2. Mirrors

Glass coated mirrors provide sharper images over stainless steel images, but the latter are more durable

<https://ukdentistry.co.uk/dental-mirrors>

OR

check out offers on Amazon, eBay or AliExpress (at your own risk)




Photography

Equipment Recommendations

ACE
COURSES

www.ace-courses.co.uk

3. Retractors	https://ukdentistry.co.uk/cheek-retractors OR check out offers on Amazon, eBay or AliExpress (at your own risk)	
4. Other accessories to purchase	SD Card SD Card Reader	Check compatibility with your desktops and laptops